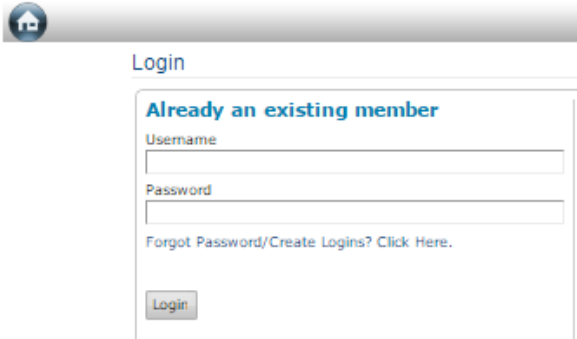


P&G Fitness Center Instructions for Member Online Services:

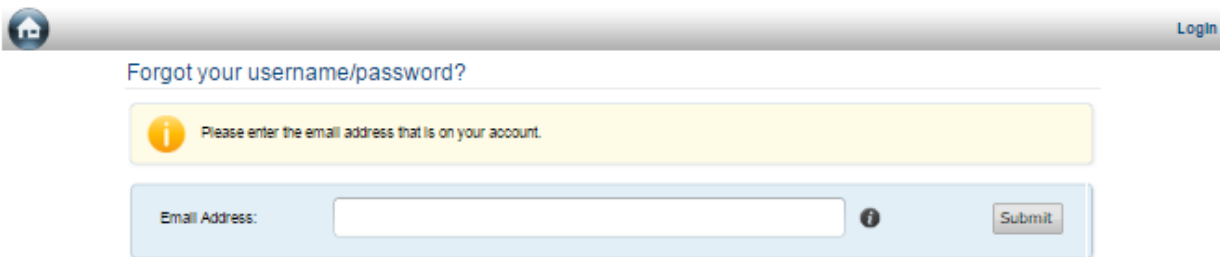
Login with your username and password provided by your fitness center. **If you have not been given a login, but have a valid email address in our system, then click on “forgot password/create logins?”** A login will be created for you.



The screenshot shows a login interface with a home icon in the top left. Below it is the word "Login". Underneath, there is a section titled "Already an existing member" with two input fields for "Username" and "Password". Below these fields is a link that says "Forgot Password/Create Logins? Click Here." and a "Login" button at the bottom.

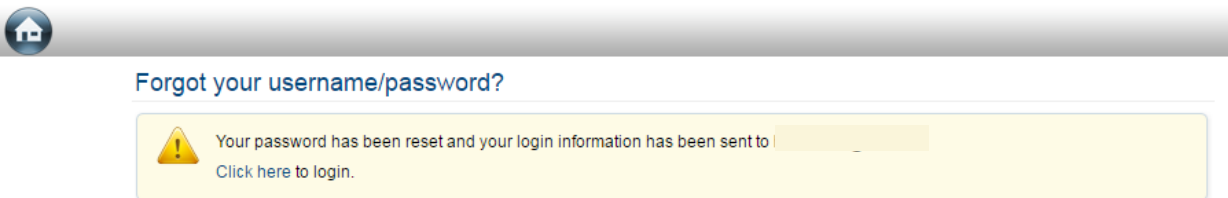
Note: We must have a valid email on file in order for you to login. For further assistance please call your center at the numbers listed below.

Enter your email and click submit



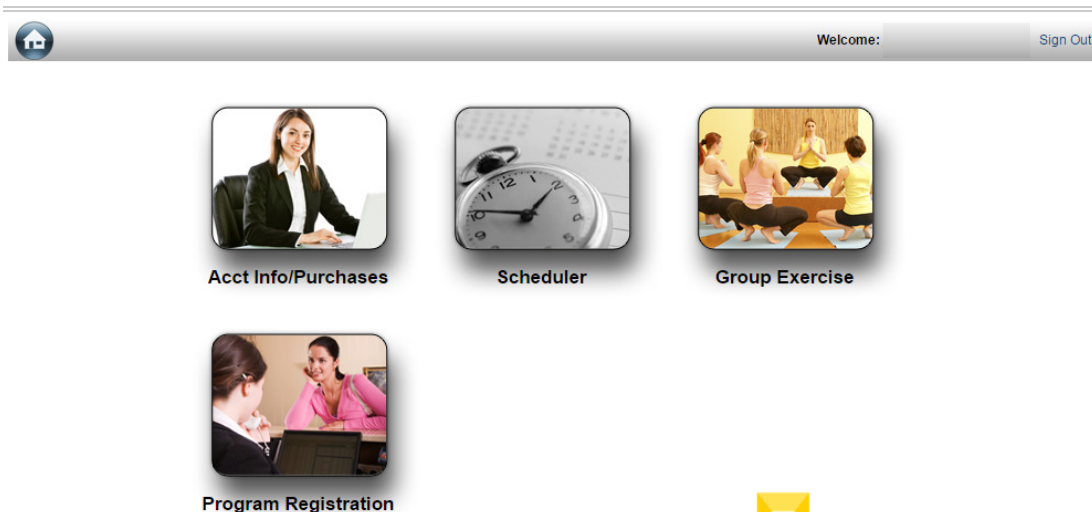
The screenshot shows a "Forgot your username/password?" page. It has a home icon in the top left and a "Login" link in the top right. A yellow information box contains the text: "Please enter the email address that is on your account." Below this is an "Email Address:" input field with a search icon and a "Submit" button.

Clicking submit will reset your login and an email will be sent with your new credentials.



The screenshot shows a "Forgot your username/password?" page with a home icon in the top left. A yellow warning box contains the text: "Your password has been reset and your login information has been sent to [redacted]. Click here to login."

After you login for the first time you will be prompted to change your password. After changing your password click on the house icon and this will take you to the next screen with the boxes pictured below. **Some options may not be available.** Browsing these items allows you to interact with our software. If you have any questions, then please contact your center.



The screenshot shows a member dashboard with a home icon in the top left, a "Welcome:" message, and a "Sign Out" link. Below these are four icons representing different services: "Acct Info/Purchases" (a woman at a computer), "Scheduler" (an alarm clock), "Group Exercise" (a group of people in a fitness class), and "Program Registration" (two women talking).

